

THE TOP 78 MOST COMMON

CANADIAN ROAD SIGNS QUESTIONS

Lose the fear of the unknown. Study the most common Canadian road signs so you'll know what to expect on the big test day.

TESTS. **CA**

Know what to expect





Please do not try to take these documents into the knowledge exam room to cheat with

The term “**cheat sheet**” used to mean a sheet of notes that you kept with you to cheat on an exam. Today, it has also come to mean a quick reference or ready reference of the most important or frequently used items. That’s how we intend our “cheat sheets” to be used: As quick references for you to browse to help you study for your written knowledge test.

Warning signs

Warning signs highlight existing conditions, such as a curve, school, dead-end street, or traffic signal. They can also warn of possible dangers such as bumps, bicycles, low-flying aircraft, or emergency vehicles. These signs are either yellow or fluorescent yellow-green in color and are usually diamond shaped.



1. Share the road with oncoming traffic

This is a 'Deer Crossing' road sign.



2. Divided road ends, keep to the right

Divided road ends, keep to the right.



3. Road ahead turns right, then left

The road ahead first turns right, then left.



4. Deer regularly cross, be alert for animals

This is a 'Deer Crossing' road sign.



5. Bumpy or uneven pavement ahead

This is a 'Bumpy or Uneven Pavement Ahead' road sign.



6. Merge with traffic

This sign warns about merging with traffic, where traffic on two roads are equally responsible to merge correctly.



7. Median ahead; keep to the right

This is a warning sign saying that the road ahead is separated by a median. Keep to the right of the median or barrier.




8. A school crossing ahead

This is a 'School Crossing Ahead' road sign. Follow the direction of the crossing guard or school safety patroller.



9. A hidden school bus stop ahead

This is a 'Hidden School Bus Stop Ahead' road sign. Slow down, drive with extra caution, watch for children and school buses with flashing red lights.



10. Right lane ends ahead

This is a 'Right Lane Ends' sign. If you are in this lane, make sure you safely merge with traffic in the lane to the left.



11. School zone sign

This is a 'School Zone' sign.



12. Winding road

This is a 'Winding Road Ahead' sign.



13. Stop sign ahead

This is a 'Stop Sign Ahead' road sign. Be prepared to stop.



14. Steep hill ahead

This is a 'Steep Hill Ahead' road sign.



15. Narrow bridge ahead

This is a 'Narrow Bridge Ahead' road sign.




16. Truck entrance ahead on the right

This sign means there is a truck entrance ahead on the right.



17. Road branching off ahead

This is a 'Road Branching Off Ahead' road sign.



18. Railway crossing ahead

This is a sign indicating that a railway crossing is ahead.



19. Bicycle crossing ahead

This is a 'Bicycle Crossing Ahead' road sign.



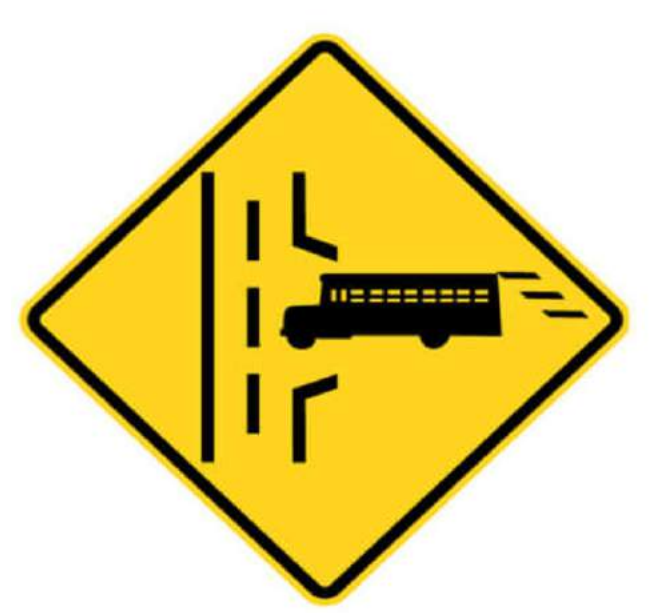
20. Danger, sharp turn

This is a 'Sharp Turn Ahead' road sign.



21. Drivers on the sideroad of the intersection ahead don't have a clear view of traffic

This is a warning sign showing that drivers on the sideroad at the intersection ahead don't have a clear view of traffic.



22. Bus entrance ahead on the right

This sign indicates an upcoming bus entrance on the right and vehicles should be prepared to yield to buses entering the roadway.



23. Pavement is slippery when wet

This is a 'Slippery When Wet' road sign. Drive with caution.




24. fire truck entrance ahead on the right

This sign indicates an upcoming fire truck entrance on the right and vehicles should be prepared to yield to fire trucks entering the roadway.



25. Maximum safe speed for the curve

Posted under a curve warning, this sign shows the maximum safe speed for the curve.



26. You are approaching a railroad crossing

This sign warns you that there is a rail road crossing ahead.

Regulatory signs

Regulatory signs give directions to motorists, pedestrians, and cyclists that they must obey. They can also tell you about relevant traffic laws.



27. Slow traffic must keep right

Slow traffic on multilane roads must keep right.




28. This lane is for bicycles only

This is a 'Bicycles Only' lane sign.




29. Two-way left turn lane

This is a 'Two-way Left Turn Lane' road markup.




30. Do not block intersection

This is a 'Do Not Block The Intersection' road sign.



31. Keep to the right lane, except when passing on two-lane sections where climbing or passing lanes are provided

This is a regulatory sign instructing drivers to keep to the right lane except when passing on two-lane sections where climbing or passing lanes are provided.



32. These signs tell drivers the direction they must travel

These signs, above the road or as markings on the pavement before an intersection, tell drivers the direction they must travel.



33. Be more aware of pedestrians and your speed in this area

This sign indicates areas where the community has identified that there is a special risk to pedestrians. Traffic related offences committed within the zone are subject to increased fines.



34. Speed limit changes ahead, with maximum speed of 50 km/h

This is a regulatory sign indicating that there is a speed limit change ahead. You must be prepared to slow down to the posted speed when you see another speed limit sign without an arrow.



35. School buses load and unload in this area

This sign marks a zone within which school buses load or unload passengers without using the red alternating lights and stop arm.



36. Keep to the right of the traffic island

You must keep to the right of the traffic island when you see this sign.



37. Lane usage sign meaning right turn only

This is a 'Right Turn Only' sign.



38. Traffic must travel in one direction only

This is a 'One Direction Only' road sign.



39. Shows maximum speed limit on the highway

This is a 'Maximum Speed Limit On The Highway' road sign.



40. You must exit if you remain in right-hand lane

This sign means 'Right Lane Must Exit'.



41. You must stop if a school bus has flashing signals

This sign means that you must stop for school bus when signals are flashing.



42. Do not drive straight through the intersection

This is a sign also known as 'Do Not Drive Straight Through the Intersection'.



43. Red light camera at intersection

This intersection is monitored with a red light camera.



44. Do not turn left during the times shown

This sign means 'No Left Turn During The Posted Times'.



45. Do not stop in the area between the signs

This sign means that stopping is not allowed in the area between the signs, even for a moment.



46. You must not make a left turn

This is a 'No Left Turn' road sign.



47. No right turn on red

This is a 'No Right Turn On Red' sign.



48. No pedestrians allowed

This is a 'No Pedestrians' road sign.



49. You must give the right-of-way

This is a 'Yield' sign.



50. No bicycles allowed on this road

This is a 'No Bicycles Allowed' road sign.



51. Passing is not allowed

This is a 'Passing is not allowed' sign.



52. Do not stand or stop in this area

This sign means 'No Standing or Stopping in This Area'.




53. You must not make a U-turn

This is a 'No U-Turn Allowed' sign.



54. No idling for more than 3 min

This is a 'No Idling' sign.



55. Keep out (do not enter)

This is a 'Do Not Enter' road sign.



56. Stop and yield the right-of-way to passing vehicles from both directions

This is a Stop sign, you must come to a complete stop and yield the right-of-way to passing vehicles from both directions.




57. Do not pass any vehicles within 30 metres of a pedestrian crossing

This is a pedestrian crossover. Be prepared to stop and yield right-of-way to pedestrians.



58. Only for vehicles displaying a valid disabled person parking permit

This sign is placed in the areas where parking is permitted only for vehicles displaying a valid Disabled Person Parking Permit.



59. You must stop and are prohibited from passing

When a school bus arm swings out with red lights flashing, you must stop and are prohibited from passing.



60. You may park in the designated area during the posted times

You may park in the designated area during the posted times only.




61. This road is an official bicycle route

This road is an official bicycle route. Watch for cyclists and be prepared to share the road with them.



62. Snowmobiles may use this route road

This is a 'Snowmobiles May Use This Road' sign.



63. Permissive sign

You may or must do the activity shown inside the ring, hence, it is a permissive sign.

Temporary condition signs

These signs warn of unusual temporary conditions such as road work zones, diversions, detours, lane closures or traffic control people on the road. They are usually diamond-shaped with an orange background and black letters or symbols.



64. Survey crew working on the road ahead

This is a 'Survey Crew Ahead' road sign.



65. Closed lane

There is a closed lane ahead. Adjust speed to merge with traffic in lane indicated by arrow.



66. Traffic control person ahead

This sign indicates a traffic control person ahead. Drive slowly and watch for instructions.



67. Pavement has been milled or grooved

This sign means that the pavement has been milled or grooved. Your vehicle's stopping ability may be affected so obey the speed limit and drive with extra caution. Motorcyclists may experience reduced traction on these surfaces.



68. Follow detour marker until you return to regular route

These signs warn of unusual temporary conditions such as road work zones, diversions, detours, lane closures or traffic control people on the road. This particular sign means 'Follow detour marker until you return to regular route'.



69. Road work operation ahead

This is a 'Road Work Ahead' sign.

Information and direction signs

These signs tell you about distances and destinations. They are usually rectangular with a green background and white letters. Other signs with different colours guide you to facilities, services and attractions.



70. Wheelchair only or disabled (handicapped) person parking

This is a 'Wheelchair Only or Disabled (Handicapped) Person Parking' sign.



71. The upcoming roundabout exits and where they will take you

This sign shows the upcoming roundabout exits and where they will take you.



72. Destination board

This is a destination board with several destinations.



73. Route to airport

This is a 'Route To Airport' sign.



74. Hospital


This is a 'Hospital' sign.

Other common signs




75. Railway crossing

All railway crossings on public roads are marked with large red and white "X" signs.



76. Slow moving vehicle

This is a 'Slow Moving Vehicle' sign.



77. Two or more passengers must be in the vehicle to use this lane on the highway

This is an HOV (High Occupancy Vehicle) highway sign, two or more passengers must be in the vehicle to use this lane on the highway.



78. Vehicles cannot change lanes into or out of a hov lane in this area

Vehicles cannot change lanes into or out of a high occupancy vehicle lane in this area.